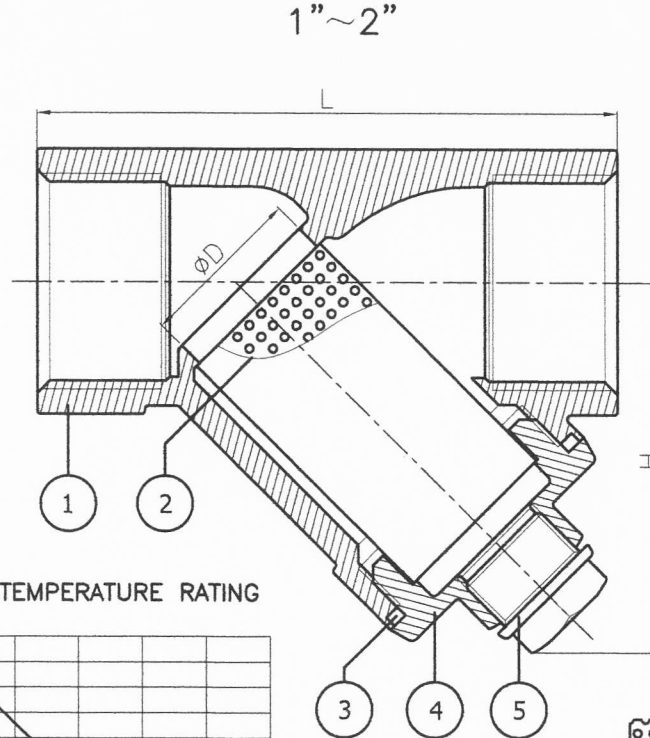
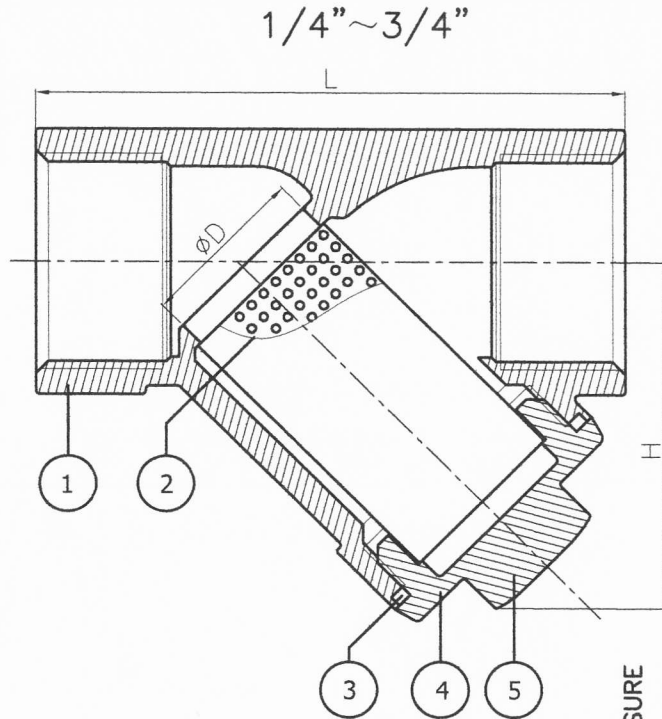
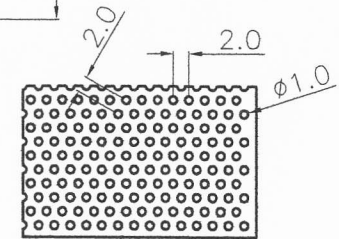
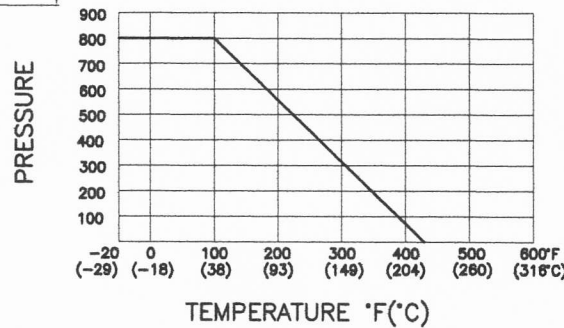


GENERAL TOLERANCE	0.5-5 6-30 31-120 121-320 321-1000	± 0.1 ± 0.2 ± 0.3 ± 0.5 ± 0.8		25 6.3 1.6 0.2	Ra JIS
-------------------	--	---	--	-------------------------	-----------

Revise	Description	Date	Approve



PRESSURE-TEMPERATURE RATING



SCREEN

SIZE	L	H	ΦD	Plug thread
1/4"	65	57	15	—
3/8"	65	57	15	—
1/2"	65	57	15	—
3/4"	75	64	20	—
1"	88	83	25	NPT3/8"
1-1/4"	102	100	32	NPT3/8"
1-1/2"	117	109	40	NPT1/2"
2"	148	130	50	NPT1/2"

Item	Parts	Q'ty	Material
1	Body	1	ASTM A351 CF8M
2	Screen	1	AISI 316
3	Cap Seal	1	PTFE
4	Cap	1	ASTM A351 CF8M
5	Plug	1	AISI 316

SCREEN			
Nominal Size	Hole Diameter	Holes/Sq.inch	Open Area(%)
1/4"~2"	1	188	38%

MATERIAL	DESCRIPTION		
FINISH	#800 WOG Screw End Y-Strainer	TYPE	TITLE
SCALE	DRAWING BY	#227 Y Strainer	
Free	Marcel	J90	
UNIT	DATE	DRAWING NO.	
mm	Apr.15,2010	J9002000-Aa	
	APPROVED	DATE	